


FAMILIEN HOTELS SÜDTIROL

Happy Birthday!

Tips, games, and activities for
your child's birthday party



CONTENTS

8 steps to a successful party



PAGE 3

5 tips for unwrapping presents



PAGE 5

12 party games



PAGE 7

8 steps to a successful party

It's that time of year again: Your child's birthday is coming up and you want to throw a special party – but where to begin? These eight steps will help you plan the celebration from start to finish.

1 PICK A THEME

Superhero, dinosaur, unicorn ... Who didn't dream of stepping into a different role as a child? Your kids likely have brilliant ideas and can share what theme they'd love for their special day. Remember, the theme sets the tone for everything – invitations, venue, **decorations** (think balloons, tablecloths, banners, party props), snacks, and more. General themes could include: farms, fairy tales, animals, and more.

2 CREATE A GUEST LIST

Just a handful of close friends or the whole class? Tailor the **number of guests** to your child's age – younger ones might prefer fewer people, while older kids may enjoy a bigger crowd.

3 CHOOSE A LOCATION

At home or out and about? **Indoors or outdoors?** Where will the magic happen? Find a venue that suits your theme. Ideas include your garden or living room, indoor play centres, parks, museums, swimming pools, or cinemas.

4 SET THE DATE, TIME, AND DURATION

What's the ideal day and time for a children's party? We recommend **weekends** or after school, ideally **between 2 and 5 p.m.** For toddlers, keep it to 2–3 hours; for older kids, 3–4 hours works.

5 MAKE YOUR INVITATIONS

With the guest list, date, time, and location sorted, it's time to use your imagination! **Design invitations** with pictures and text that match the theme. Go ahead and get creative!

6 PLAN ACTIVITIES AND GAMES

For kids, a birthday party is all about having fun – eating cake, playing games, showing off costumes, and making memories.

From treasure hunts and sack races to face painting and dance-offs, we've rounded up a treasure trove of **games and activities** ideas to match any season or theme.

7 SORT OUT THE FOOD

Dinosaur biscuits, farm-fresh nibbles, or magical drinks – what fits your theme?

Snack ideas include mini sandwiches, veggie sticks with dips, fruit skewers, and popcorn. Or for something more filling, pizza, hot dogs, and pasta salad are always a crowd-pleaser. And don't forget a showstopper **birthday cake**, complete with candles to blow out. And what about **drinks**? Homemade juices or lemonades make the perfect thirst-quenchers.

8 PREPARE THE GOODIE BAGS

"Remember Sarah's party with the magician? It was epic!"

If you want your party guests to rave about the event for a long time to come, we recommend handing out goodie bags at the end of the party. Fill them with treats like sweets, small toys, crayons, stickers, or bubbles, all presented in a theme-appropriate package.

SAMPLE PARTY SCHEDULE

2:00-2:15 p.m. Guests arrive and settle in

2:15-2:45 p.m. Free play or crafting time

2:45-3:15 p.m. First group game, like a treasure hunt

3:15-3:30 p.m. Snack and drink break

3:30-4:00 p.m. Second group game, such as musical chairs

4:00-4:15 p.m. Present opening and cake

4:15-4:45 p.m. Free play or sports activities

4:45-5:00 p.m. Farewells and handing out goodie bags

5 tips for unwrapping presents

The highlight of any birthday bash? The present unwrapping! Colourful paper, parcels of all shapes and sizes, and shiny ribbons test the kids' patience. When it's finally time to open them, games can make the experience even more thrilling – not just for the birthday star but for their guests, too. Here are a few ideas.

GIFT CIRCLE

Have all the children sit in a circle. Play some music and pass the presents around. When the music stops, the birthday child gets to open the gift they're holding.

Variation: The birthday child stands blindfolded in the middle of the circle and spins. When the music stops, they point to a child, who then hands over their gift to be opened.

HOT POTATO

The children sit in a circle, passing a gift around as the music plays.

When the music stops, the child holding the present opens it – but it's always for the birthday child, of course!

Variation: Instead of passing a gift, use a small object. When the music stops, the child holding the object selects a gift to give to the birthday child.



SPIN THE SPOON

The children sit in a circle with a wooden spoon placed in the middle. One child spins the spoon. When it stops, the child it points to selects a gift for the birthday child to open.

Variation: The child the spoon points to decides how the birthday child should open the present – maybe with their eyes closed or using just one hand!

LUCKY NUMBERS

Gather the children in a circle and take turns rolling a die. If a child rolls a six, they get to pick a gift to hand to the birthday child to unwrap. Keep rolling until all the presents are opened.

Variation: Make it more exciting by assigning actions to different numbers. For example: Roll a 1: Sing “Happy Birthday” before picking a gift. Roll a 3: The birthday child must open the gift with their eyes closed. Roll a 5: Everyone claps for the person who handed over the gift!

TREASURE CHEST

Place all the gifts in a large, decorated treasure chest. The birthday child pulls out each gift one at a time to open.

Variation: Write clues or descriptions for each gift and place them in a hat. Each child picks a slip of paper to help the birthday child choose the next “treasure” to unwrap.

12 party games

Keep the little guests entertained and full of laughter with this exciting party activity book!
We've got 12 games and activities perfect for your next celebration. Simply print, hand them out,
and let the fun begin!

EMOJI GUESSING GAME

Guess the children's book title based on the emojis. The person with the most correct answers wins!

- 1 
.....
- 2 
.....
- 3 
.....
- 4 
.....
- 5 
.....
- 6 
.....
- 7 
.....
- 8 
.....



The Three Little Pigs



The Very Hungry Caterpillar



The Jungle Book



Cinderella



Winnie the Pooh



Alice in Wonderland









The Rainbow Fish



Pippi Longstocking


TIC TAC TOE

Can you get three X's or O's in a row?



SPOT THE PIGGY

Look closely! There are many piggies in the picture, but one appears only once. Can you find it?



HAVE YOU EVER?

Who knows you best? Answer the questions and see who gets the most right!

| | YES | | NO |
|--|-----------------------|--|-----------------------|
| 1. Have you ever won a competition? | <input type="radio"/> | | <input type="radio"/> |
| 2. Are you afraid of spiders? | <input type="radio"/> | | <input type="radio"/> |
| 3. Have you ever been to hospital because you were ill or injured? | <input type="radio"/> | | <input type="radio"/> |
| 4. Do you like to ski? | <input type="radio"/> | | <input type="radio"/> |
| 5. Do you like maths? | <input type="radio"/> | | <input type="radio"/> |
| 6. Do you enjoy going out when it's raining? | <input type="radio"/> | | <input type="radio"/> |
| 7. Have you ever flown on a plane? | <input type="radio"/> | | <input type="radio"/> |
| 8. Have you ever gone on a night-time hike? | <input type="radio"/> | | <input type="radio"/> |
| 9. Do you like singing? | <input type="radio"/> | | <input type="radio"/> |
| 10. Do you enjoy school? | <input type="radio"/> | | <input type="radio"/> |

FIND THE GUEST

Can you find a name for every question? The person who finds the most matches wins!

1. Who likes spinach? _____

2. Who has a brother? _____

3. Who plays sports? _____

4. Who has two sisters? _____

5. Who wears earrings? _____

6. Who has a pet? _____

7. Who would like to go to space? _____

8. Who likes school? _____

9. Who plays a musical instrument? _____

10. Who has a summer birthday? _____

BABY ANIMALS GAME

Match the baby animals to their parents.
Who will get the most correct pairs?

Cow

Duckling

Goose

Foal

Pig

Lamb

Horse

Tadpole

Duck

Calf

Sheep

Caterpillar

Dog

Piglet

Frog

Boarlet

Butterfly

Puppy


Boar

Gosling


SWEET TOOTH CHALLENGE

Start with five sweets each and put the rest in the middle.
Roll the die, and the first to collect ten wins!


Special rule: If you roll a 6, you can take one sweet from another player!




Take 1 sweet




Take 2 sweets



Take 3 sweets



Leave the game



Give back 1 sweet



Take a sweet from someone else

TREASURE HUNT

Find the hidden items and earn points. Whoever collects the most points wins!

1 POINTS

- ☐ A sweet
- ☐ Something red
- ☐ Something green
- ☐ A toy

2 POINTS

- ☐ Confetti
- ☐ Something blue
- ☐ Gift ribbon
- ☐ Glitter

3 POINTS

- ☐ Wrapping paper
- ☐ Something purple
- ☐ A balloon
- ☐ A cup

4 POINTS

- ☐ A pillow
- ☐ Something colourful
- ☐ A napkin
- ☐ A sock

Total points



BIRTHDAY ALPHABET RACE

Think of a word related to birthdays for every letter of the alphabet.
The first one to complete it wins!

A
B
C
D
E
F
G
H
I
J
K
L
M

N
O
P
Q
R
S
T
U
V
W
X
Y
Z

PARTY HAT HUNT

Use your detective skills to find the hidden party hats around the room!

**Hint: There are 10 hats.
Who will find the most?**

CHOCOLATE FEAST

You need:

- A chocolate bar
- A knife and fork
- A hat, scarf, and gloves (preferably oversized)
- A die
- A table and chairs

Svolgimento:

1. Place the chocolate and utensils on the table, along with the clothing.
2. Sit in a circle around the table.
3. Take turns rolling the die. If you roll a 6, quickly put on the hat, scarf, and gloves, then use the knife and fork to cut and eat the chocolate.
4. Meanwhile, the others continue rolling. As soon as the next child rolls a 6, the previous child must quickly stop passing the clothes to the next child, who now also tries to open the chocolate or eat as much of it as possible before the next 6 is rolled.

The game ends when the chocolate is gone, or you can set a timer and declare the winner as the one who's eaten the most.

HIDDEN TREASURES

How many of the hidden objects can you spot?
Write down the correct number to win!







HIDDEN TREASURES

How many of the hidden objects can you spot?


Write down the correct number to win!




HIDDEN TREASURES

How many of the hidden objects can you spot?

Write down the correct number to win!








HIDDEN TREASURES

How many of the hidden objects can you spot?

Write down the correct number to win!



**Time to
get planning –
it's going to
be fantastic!**

**FAMILIEN
HOTELS** SÜDTIROL

© Copyright 2024,
Dr. Daniela Klotz.
All rights reserved.

